

Metro

F49G08A35

Technical Design

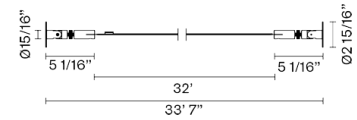


Fixture Type

Project Name



Dimensions



Description

Wall and ceiling lamp with stainless steel structure. The LED strip can be set up to create direct or indirect light. The strip can be cut to measure.

Voltage

24Vdc

Dimmable

Remote Driver

Specs



DRY



Material

Stainless steel

Light source

LED 2 x 96W Strips
4000K
11520lm
Cri >90

Notes

Requires (2) Remote Drivers (Not Included)
Each Driver powers up to 16' max from each end of the fixture.
Models available include: A55209 (120V / ELV Dim) or A55210 (120-277V / 0-10V Dim)
Compatible with Lutron 96W HiLume Premier L3D0 24V Constant Voltage PWM 0.1% and Soft on / FadeToBlack

Included accessories

2 x 16' LED strips IP65 with 4' wire whips
2 wall attachments
10.3m (33' 7") metal strip

Weight Lamp






















Net: 5.51 lb

Packaging

Gross weight: 6.83 lb
Volume: 0.67 ft³
Number of boxes: 1

Metro F49

Other options

	code	electrification	technical info
	F49 G01 A 35	LED 24Vdc 1x96W 3000K 5760lm Cri >90	 DRY 
	F49 G02 A 35	LED 24Vdc 1x96W 2700K 5760lm Cri >90	 DRY 
	F49 G05 A 35	LED 24Vdc 1x96W 3500K 5760lm Cri >90	 DRY 
	F49 G06 A 35	LED 24Vdc 1x96W 4000K 5760lm Cri >90	 DRY 
	F49 G03 A 35	LED 24Vdc 2 x 96W 3000K 11520lm Cri >90	 DRY 
	F49 G04 A 35	LED 24Vdc 2 x 96W 2700K 11520lm Cri >90	 DRY 
	F49 G07 A 35	LED 24Vdc 2 x 96W 3500K 11520lm Cri >90	 DRY 
	F49 G08 A 35	LED 24Vdc 2 x 96W 4000K 11520lm Cri >90	 DRY 
	F49 Z07 A 35 Spare Wall Attachments	F49 Z01 A Wall to Ceiling Curve Bracket	F49 Z05 A Ceiling Anchor
	